



Revisions:

Revision	Date	Revision Notes	Drawn	Inspected
01	17.04.25	First Issue	OB	JM

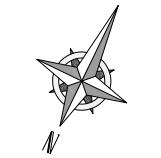
LEGEND:



**Western Bess Array**  
X = 474702.5793  
Y = 226846.9994  
+  
X = 474704.8435  
Y = 226841.9879



X = 474718.3341  
Y = 226855.1219  
+  
X = 474721.0369  
Y = 226849.9748



X = 474692.6636  
Y = 226833.2977  
+  
X = 474698.1191  
Y = 226835.9425  
+  
X = 474729.1679  
Y = 226850.9949  
+  
X = 474734.6235  
Y = 226853.6398

Project:  
**East Claydon BESS Site**

Consultant:



**Statkraft**

Statkraft UK Ltd,  
19th Floor, 22 Bishopsgate  
London, EC2N 4BG  
Tel: +44 (0) 20 7549 1000

Drawn by:



**CADmando**  
2D , 3D CAD & BIM SERVICES

CADmando Design & Draughting Solutions Ltd  
Unit B2, The Courtyard, Severn Drive, Tewkesbury Business  
Park, GL20 9GD  
Tel: +44 (0) 1694 850919  
Mob: +44 (0) 7814436910

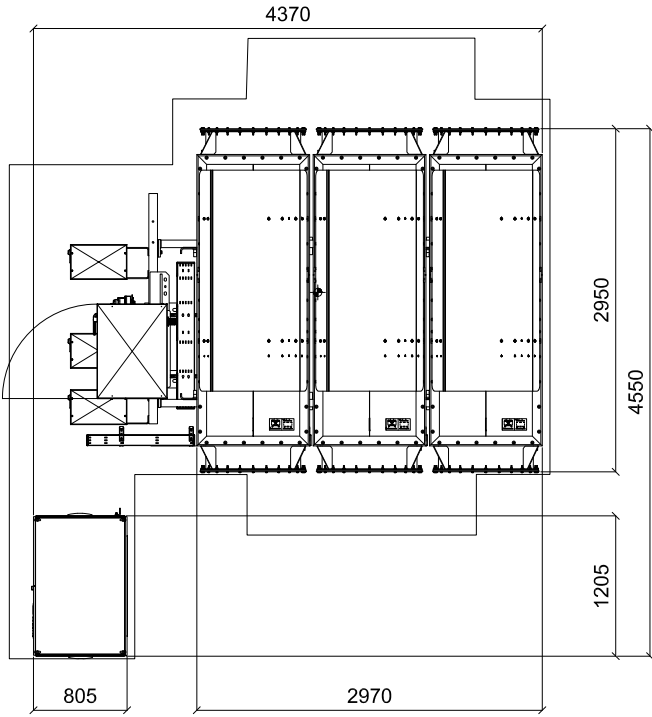
Status:  
**PLANNING**

Drawing Title:  
**Standard Details:  
Circuit Breaker**

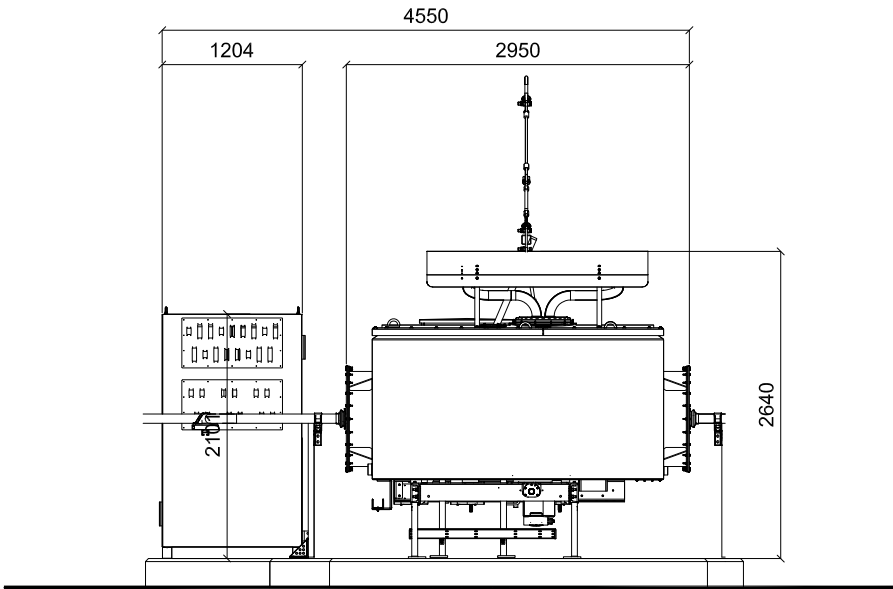
Drawn: OB	Checked: JM	First Issued: 17.04.2025
--------------	----------------	-----------------------------

Project Code: **STA008-** Drawing Number: **SD-22**

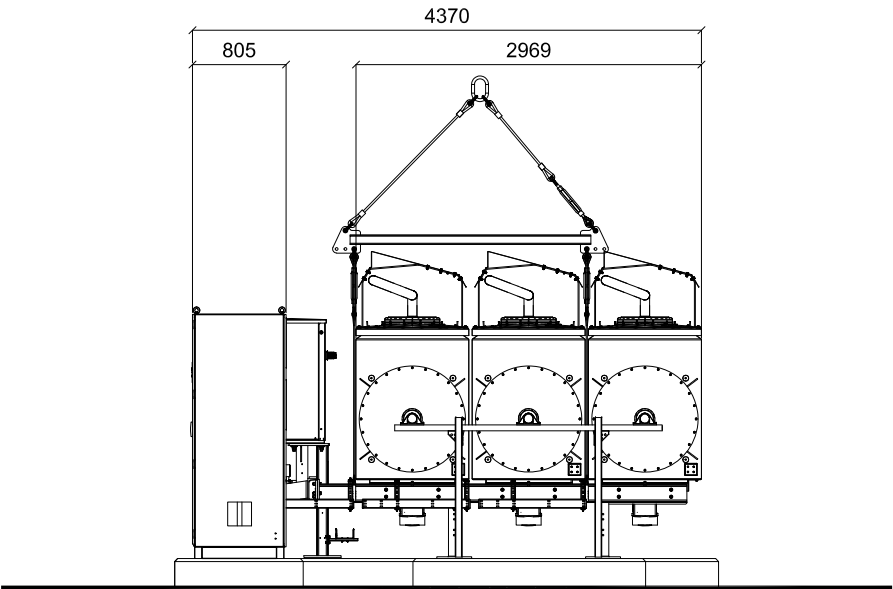
Sheet Size: <b>A3</b>	Scale: <b>1:50</b>	Revision: <b>01</b>
--------------------------	-----------------------	------------------------



PLAN VIEW



FRONT ELEVATION



SIDE ELEVATION

