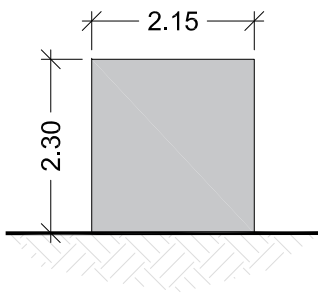
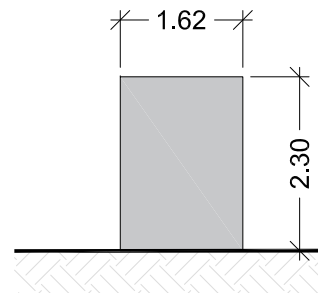


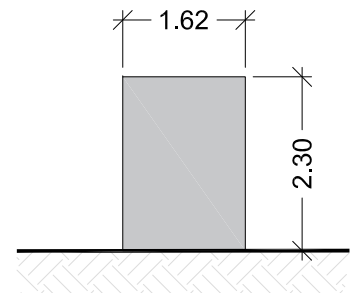
SIDE ELEVATION



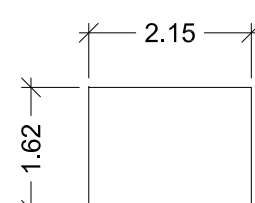
SIDE ELEVATION



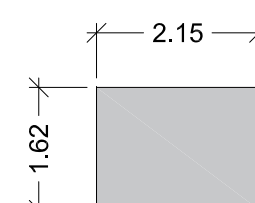
END VIEW



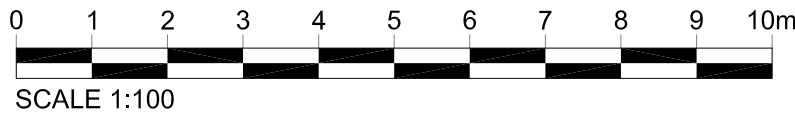
END VIEW



PLAN VIEW



ROOF VIEW



SCALE 1:100

This drawing is the copyright of STATKRAFT UK Limited and must not be reproduced in whole or in part or used in any manner without their written permission.  
All dimensions are to be confirmed on site prior to commencement of work. Scale for planning purposes only.

Revisions:

Revision	Date	Revision Notes	Drawn	Inspected
01	29.04.25	First Issue	RR	AR

LEGEND:



Western Transformer

X = 474727.9964  
Y = 226795.8899

+



Eastern Transformer

X= 474743.1663  
Y= 226803.3686

Project:

East Claydon BESS Site

Consultant:



Statkraft UK Ltd,  
19th Floor, 22 Bishopsgate  
London, EC2N 4BG  
Tel: +44 (0) 20 7549 1000

Drawn by:



CADmando  
2D, 3D CAD & BIM SERVICES

CADmando Design & Draughting Solutions Ltd  
Unit B2, The Courtyard, Severn Drive, Tewkesbury Business  
Park, GL20 8SD

Tel: +44 (0) 1684 850019  
Mob: +44 (0) 7814436910

Status:

PLANNING

Drawing Title:

Standard Details:  
Transformer

Drawn: RR	Checked: AR	First Issued: 29.04.2025
--------------	----------------	-----------------------------

Project Code: STA008-	Drawing Number: SD-25
--------------------------	--------------------------

Sheet Size: A3	Scale: 1:100	Revision: 01
-------------------	-----------------	-----------------