THIS DRAWING IS PROPERTY OF COIL INNOVATION GMBH AND MUST NOT BE DISTRIBUTED, COPIED, CHANGED OR PUBLISHED WITHOUT OUR APPROVAL! Coil Innovation GmbH

Supplied support structure shall be directly foundation-mounted unless otherwise specified. Any modifications require Coil Innovation's approval due to potential impacts on electrical and mechanical design.

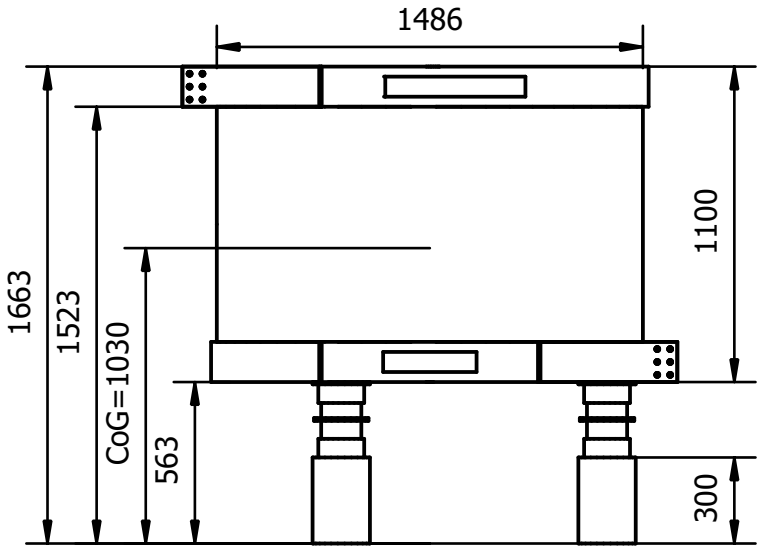



Terminals:

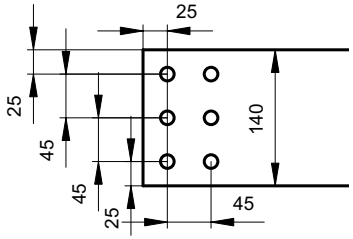

Hole diameter: 14 mm
Thickness: 10 mm
Material: Aluminium
Max. mech. static loads:
- axial: 1400 N
- radial: 1400 N
- lateral: 420 N
- higher forces possible upon request

Min. center-to-center spacing:
Dcc=3600 (magn. constraint)

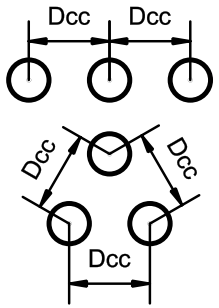

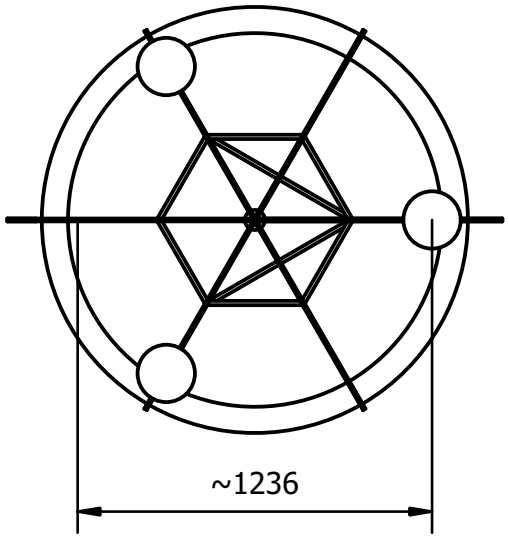

Detail: earthing connection

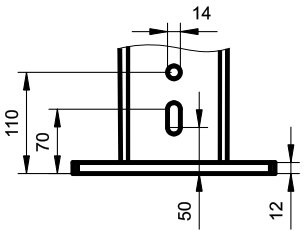

Detail: mounting base

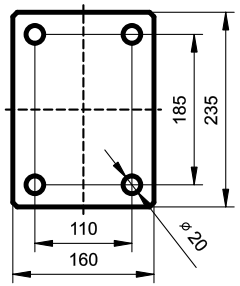

thickness = 12

K10109-A010-00 b3bd66e1

Technical Data:	
Rated voltage	15 kV
BIL (to ground)	95 (95) kV
Fundamental frequency	50 Hz
Rated inductance	0.38 mH
Nom. fundamental current	2500 A
Max. rms current incl. harmonics	2500 A
Therm. short-circuit current	25.5 kA rms/ 1 s
Mech. short-circuit rating	65.03 kA peak
Total mass	560 kg
Surface treatment	HP ins. varnish
Color	RAL 7040

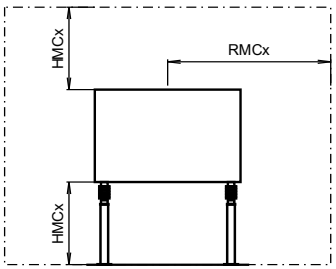

MAGNETIC CLEARANCE PER PHASE

The space within the magnetic clearance contour, prescribed by RMC1=1390 and HMC1=510 shall not contain metallic parts. For larger metallic structures, such as concrete rebar, grounding wiring and fencing the distances RMC2=1730 and HMC2=1020 should be kept. Conductive loops surrounding the reactor in most cases should be avoided and electrical clearances to conductive parts must be maintained. Special attention should be paid to the proper functioning of electric devices in the vicinity of the reactor such as in accordance with EN 61000-6.

Coil Innovation GmbH
Nikola-Tesla-Strasse 1
A-4070 Eferding
t: +43(0)7272 75200

Tolerances	Edges
DIN ISO 2768-sg	DIN ISO 13715

No.	Revision	Date	Name		Date	Name
-	-	-	-			
-	-	-	-			
-	-	-	-			
-	-	-	-	Des.	16.12.24	Eb
				Check	16.12.24	Ag

Measures in mm

Preliminary Outline Drawing

(do not use for foundation or anchor bolts design)

Customer: Statkraft UK Ltd

Project: 15kV CLRs

Type: CL-0.38/2500/95
side-by-side
Current Limiting Reactor

CI drawing number:
K10109-Z010-00